



Round 1 : February 25 - 27

Phillip Island GP Circuit



ASBK.COM.AU f t i y

bLU cRU OCEANIA JUNIOR CUP

Race 2 - RE-START

Date: 27/02/22
 Event: R06
 Weather: Partly cloudy - Temp: 20.9C
 Track: Dry - Temp: 32.0C

Started at: 10:25:58
 Laps: 3
 Starters: 19
 Printed at: 16:54

PROVISIONAL CLASSIFICATION


Pos	No	Name	Machine	Laps	Race Time	Behind Leader	Behind Prev	Fastest Lap	On Lap	Top Speed
1	13	Marcus HAMOD (NSW) / bLU cRU Yamaha / FIM Oceania / MA / Ricondi / Yamalube / Dunlop / Shark	Yamaha YZF-R15	3	6:42.926			2:11.038	3	147
2	7	Sam DRANE (NSW) / bLU cRU Yamaha / FIM Oceania / MA / Ricondi / Yamalube / Dunlop / Shark	Yamaha YZF-R15	3	6:43.008	.082	.082	2:11.540	3	142
3	34	Teerin FLEMING (VIC) / bLU cRU Yamaha / FIM Oceania / MA / Ricondi / Yamalube / Dunlop / Shark	Yamaha YZF-R15	3	6:43.048	.122	.040	2:11.211	3	144
4	80	Cameron RENDE (SA) / bLU cRU Yamaha / FIM Oceania / MA / Ricondi / Yamalube / Dunlop / Shark	Yamaha YZF-R15	3	6:43.094	.168	.046	2:11.581	2	143
5	68	Ryan LARKIN (VIC) / bLU cRU Yamaha / FIM Oceania / MA / Ricondi / Yamalube / Dunlop / Shark	Yamaha YZF-R15	3	6:43.103	.177	.009	2:11.704	3	143
6	41	Hudson THOMPSON (NSW) / bLU cRU Yamaha / FIM Oceania / MA / Ricondi / Yamalube / Dunlop / Shark	Yamaha YZF-R15	3	6:43.130	.204	.027	2:11.061	2	152
7	14	Harrison WATTS (QLD) / bLU cRU Yamaha / FIM Oceania / MA / Ricondi / Yamalube / Dunlop / Shark	Yamaha YZF-R15	3	6:43.313	.387	.183	2:11.182	2	151
8	74	Bodie PAIGE (QLD) / bLU cRU Yamaha / FIM Oceania / MA / Ricondi / Yamalube / Dunlop / Shark	Yamaha YZF-R15	3	6:43.317	.391	.004	2:11.628	2	143
9	72	Levi RUSSO (NSW) / bLU cRU Yamaha / FIM Oceania / MA / Ricondi / Yamalube / Dunlop / Shark	Yamaha YZF-R15	3	6:43.504	.578	.187	2:11.246	2	145
10	46	William HUNT (NSW) / bLU cRU Yamaha / FIM Oceania / MA / Ricondi / Yamalube / Dunlop / Shark	Yamaha YZF-R15	3	6:43.775	.849	.271	2:11.779	3	149
11	48	Valentino KNEZOVIC (NSW) / bLU cRU Yamaha / FIM Oceania / MA / Ricondi / Yamalube / Dunlop / Shark	Yamaha YZF-R15	3	6:43.822	.896	.047	2:11.369	2	150
12	71	James WEAVER (NSW) / bLU cRU Yamaha / FIM Oceania / MA / Ricondi / Yamalube / Dunlop / Shark	Yamaha YZF-R15	3	6:43.893	.967	.071	2:11.201	2	151
13	43	John PELGRAVE (QLD) / bLU cRU Yamaha / FIM Oceania / MA / Ricondi / Yamalube / Dunlop / Shark	Yamaha YZF-R15	3	6:43.950	1.024	.057	2:10.563	2	150
14	40	Hunter CORNEY (QLD) / bLU cRU Yamaha / FIM Oceania / MA / Ricondi / Yamalube / Dunlop / Shark	Yamaha YZF-R15	3	6:45.131	2.205	1.181	2:11.632	2	151
15	88	Abbie CAMERON (WA) / bLU cRU Yamaha / FIM Oceania / MA / Ricondi / Yamalube / Dunlop / Shark	Yamaha YZF-R15	3	6:49.659	6.733	4.528	2:11.804	2	146
16	27	Toby JAMES (VIC) / bLU cRU Yamaha / FIM Oceania / MA / Ricondi / Yamalube / Dunlop / Shark	Yamaha YZF-R15	3	6:57.828	14.902	8.169	2:15.855	2	143
17	66	Lachlan MOODY (QLD) / bLU cRU Yamaha / FIM Oceania / MA / Ricondi / Yamalube / Dunlop / Shark	Yamaha YZF-R15	3	6:57.875	14.949	.047	2:16.285	3	142
18	18	Elijah ANDREW (NSW) / bLU cRU Yamaha / FIM Oceania / MA / Ricondi / Yamalube / Dunlop / Shark	Yamaha YZF-R15	3	6:58.336	15.410	.461	2:15.994	2	147
19	99	Nixon FROST (NZ) / bLU cRU Yamaha / FIM Oceania / MA / Ricondi / Yamalube / Dunlop / Shark	Yamaha YZF-R15	3	7:02.079	19.153	3.743	2:17.053	3	142

Fastest Lap was 2:10.563 by John PELGRAVE (QLD)

Current race lap record for OJC class - 2:09.581 by Valentino KNEZOVIC (NSW) on a Yamaha YZF-R15 set on 27/02/22

The results are provisional until the end of the time limit for protests and appeals.


 Chief Timekeeper - Scott Lain


 Race Director - Tom Williams



www.computime.com.au
 COMPUTIME RACE TIMING SYSTEMS PTY LTD





Round 1 : February 25 - 27

Phillip Island GP Circuit



bLU cRU OCEANIA JUNIOR CUP

Race 2 - RE-START



ASBK.COM.AU f t i y


Date: 27/02/22
Event: R06
Weather: Partly cloudy - Temp: 20.9C
Track: Dry - Temp: 32.0C

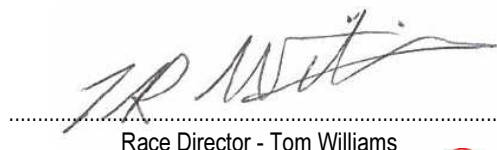
Started at: 10:25:58
Laps: 3
Starters: 19
Printed at: 16:54

PROVISIONAL LAP TIMES

No	Name	Lap 1	Lap 2	Lap 3
7	Sam DRANE (NSW)	2:19.895	2:11.573	2:11.540
13	Marcus HAMOD (NSW)	2:19.715	2:12.173	2:11.038
14	Harrison WATTS (QLD)	2:20.286	2:11.182	2:11.845
18	Elijah ANDREW (NSW)	2:26.120	2:15.994	2:16.222
27	Toby JAMES (VIC)	2:25.596	2:15.855	2:16.377
34	Teerin FLEMING (VIC)	2:19.980	2:11.857	2:11.211
40	Hunter CORNEY (QLD)	2:20.860	2:11.632	2:12.639
41	Hudson THOMPSON (NSW)	2:20.747	2:11.061	2:11.322
43	John PELGRAVE (QLD)	2:21.652	2:10.563	2:11.735
46	William HUNT (NSW)	2:19.677	2:12.319	2:11.779
48	Valentino KNEZOVIC (NSW)	2:20.600	2:11.369	2:11.853
66	Lachlan MOODY (QLD)	2:24.652	2:16.938	2:16.285
68	Ryan LARKIN (VIC)	2:19.676	2:11.723	2:11.704
71	James WEAVER (NSW)	2:21.025	2:11.201	2:11.667
72	Levi RUSSO (NSW)	2:20.131	2:11.246	2:12.127
74	Bodie PAIGE (QLD)	2:19.750	2:11.628	2:11.939
80	Cameron RENDE (SA)	2:19.830	2:11.581	2:11.683
88	Abbie CAMERON (WA)	2:22.840	2:11.804	2:15.015
99	Nixon FROST (NZ)	2:27.915	2:17.111	2:17.053

The results are provisional until the end of the time limit for protests and appeals.


Chief Timekeeper - Scott Lain


Race Director - Tom Williams



www.computime.com.au
COMPUTIME RACE TIMING SYSTEMS PTY LTD





Round 1 : February 25 - 27

Phillip Island GP Circuit



bLU cRU OCEANIA JUNIOR CUP



ASBK.COM.AU f t i y

Race 2 - RE-START

Date: 27/02/22
 Event: R06
 Weather: Partly cloudy - Temp: 20.9C
 Track: Dry - Temp: 32.0C

Started at: 10:25:58
 Laps: 3
 Starters: 19
 Printed at: 16:54

PROVISIONAL SPLIT TIMES

Lap	Split 1	Split 2	Split 3	Split 4	Lap Time	Spd	Lap	Split 1	Split 2	Split 3	Split 4	Lap Time	Spd
7 Sam DRANE (NSW) (2nd)							3	32.106	38.049	26.860	35.624	2:12.639	150
1	40.378	37.702	25.227	36.588	2:19.895	116							
2	32.374	38.132	24.745	36.322	2:11.573	142	41 Hudson THOMPSON (NSW) (6th)						
3	32.417	37.642	25.064	36.417	2:11.540	137	1	41.053	37.634	24.961	37.099	2:20.747	122
							2	31.982	37.842	24.747	36.490	2:11.061	152
13 Marcus HAMOD (NSW) (1st)							3	32.193	37.305	25.155	36.669	2:11.322	143
1	39.945	37.526	25.449	36.795	2:19.715	114							
2	32.803	38.244	24.870	36.256	2:12.173	143	43 John PELGRAVE (QLD) (13th)						
3	31.963	38.302	24.604	36.169	2:11.038	147	1	41.660	38.199	25.194	36.599	2:21.652	125
							2	31.700	37.554	24.983	36.326	2:10.563	150
14 Harrison WATTS (QLD) (7th)							3	32.623	38.109	24.853	36.150	2:11.735	141
1	40.871	38.166	24.762	36.487	2:20.286	122							
2	32.138	37.293	25.017	36.734	2:11.182	151	46 William HUNT (NSW) (10th)						
3	32.941	37.312	24.984	36.608	2:11.845	137	1	40.069	37.805	25.300	36.503	2:19.677	123
							2	32.247	38.380	25.023	36.669	2:12.319	145
18 Elijah ANDREW (NSW) (18th)							3	31.613	38.299	25.123	36.744	2:11.779	149
1	41.970	40.031	26.216	37.903	2:26.120	124							
2	32.713	39.552	25.850	37.879	2:15.994	147	48 Valentino KNEZOVIC (NSW) (11th)						
3	33.075	39.295	25.686	38.166	2:16.222	147	1	41.147	38.028	24.807	36.618	2:20.600	121
							2	32.258	38.353	24.560	36.198	2:11.369	150
27 Toby JAMES (VIC) (16th)							3	32.346	38.122	24.786	36.599	2:11.853	145
1	42.282	39.359	26.243	37.712	2:25.596	121							
2	32.857	39.074	26.202	37.722	2:15.855	143	66 Lachlan MOODY (QLD) (17th)						
3	33.528	38.758	26.129	37.962	2:16.377	140	1	42.027	38.804	25.597	38.224	2:24.652	118
							2	33.247	39.031	26.028	38.632	2:16.938	140
34 Teerin FLEMING (VIC) (3rd)							3	32.934	38.673	26.111	38.567	2:16.285	142
1	41.288	37.487	24.836	36.369	2:19.980	124							
2	32.705	37.941	24.786	36.425	2:11.857	144	68 Ryan LARKIN (VIC) (5th)						
3	32.338	36.800	25.277	36.796	2:11.211	135	1	40.550	37.855	24.940	36.331	2:19.676	115
							2	32.092	37.920	24.904	36.807	2:11.723	143
40 Hunter CORNEY (QLD) (14th)							3	33.203	37.562	24.715	36.224	2:11.704	134
1	41.127	38.140	25.011	36.582	2:20.860	121							
2	31.698	38.790	24.900	36.244	2:11.632	151	71 James WEAVER (NSW) (12th)						

Scott Laine
 Chief Timekeeper - Scott Laine

Tom Williams
 Race Director - Tom Williams





Round 1 : February 25 - 27
Phillip Island GP Circuit



bLU cRU OCEANIA JUNIOR CUP



ASBK.COM.AU f t i y

Date: 27/02/22
 Event: R06
 Weather: Partly cloudy - Temp: 20.9C
 Track: Dry - Temp: 32.0C

Race 2 - RE-START

Started at: 10:25:58
 Laps: 3
 Starters: 19
 Printed at: 16:54

PROVISIONAL SPLIT TIMES

Lap	Split 1	Split 2	Split 3	Split 4	Lap Time	Spd	Lap	Split 1	Split 2	Split 3	Split 4	Lap Time	Spd
1	41.546	38.038	24.980	36.461	2:21.025	122	1	40.051	37.739	25.366	36.674	2:19.830	121
2	32.096	38.017	25.133	35.955	2:11.201	151	2	32.289	37.877	25.018	36.397	2:11.581	143
3	32.914	37.979	24.856	35.918	2:11.667	137	3	33.097	37.494	25.103	35.989	2:11.683	134

72 Levi RUSSO (NSW) (9th)

1	40.211	37.974	25.409	36.537	2:20.131	120
2	31.929	37.798	25.029	36.490	2:11.246	145
3	33.250	37.638	24.855	36.384	2:12.127	136

88 Abbie CAMERON (WA) (15th)

1	41.746	38.290	25.287	37.517	2:22.840	122
2	31.893	37.228	24.833	37.850	2:11.804	146
3	32.009	37.759	25.594	39.653	2:15.015	144

74 Bodie PAIGE (QLD) (8th)

1	39.738	37.577	25.503	36.932	2:19.750	120
2	32.133	37.360	25.280	36.855	2:11.628	143
3	33.513	37.695	24.669	36.062	2:11.939	132

99 Nixon FROST (NZ) (19th)

1	43.008	40.539	26.112	38.256	2:27.915	123
2	32.823	39.779	26.211	38.298	2:17.111	142
3	32.887	39.865	26.258	38.043	2:17.053	141

80 Cameron RENDE (SA) (4th)

The results are provisional until the end of the time limit for protests and appeals.

Scott Lain
 Chief Timekeeper - Scott Lain

Tom Williams
 Race Director - Tom Williams



www.computime.com.au
COMPUTIME RACE TIMING SYSTEMS PTY LTD





Round 1 : February 25 - 27
Phillip Island GP Circuit



bLU cRU OCEANIA JUNIOR CUP



ASBK.COM.AU

Date: 27/02/22
 Event: R06
 Weather: Partly cloudy - Temp: 20.9C
 Track: Dry - Temp: 32.0C

Race 2 - RE-START


Started at: 10:25:58
 Laps: 3
 Starters: 19
 Printed at: 16:54

PROVISIONAL FASTEST LAPS SEQUENCE

Lap	Race Pos	No	Name	Machine	Fastest Lap	On Lap
1	1	68	Ryan LARKIN (VIC)	Yamaha YZF-R15	2:19.676	1
2	1	72	Levi RUSSO (NSW)	Yamaha YZF-R15	2:11.246	2
2	6	14	Harrison WATTS (QLD)	Yamaha YZF-R15	2:11.182	2
2	7	41	Hudson THOMPSON (NSW)	Yamaha YZF-R15	2:11.061	2
2	12	43	John PELGRAVE (QLD)	Yamaha YZF-R15	2:10.563	2

The results are provisional until the end of the time limit for protests and appeals.


 Chief Timekeeper - Scott Lain


 Race Director - Tom Williams



www.computime.com.au
COMPUTIME RACE TIMING SYSTEMS PTY LTD





Round 1 : February 25 - 27

Phillip Island GP Circuit



bLU cRU OCEANIA JUNIOR CUP

Race 2 - RE-START



ASBK.COM.AU f t i y

Date: 27/02/22
 Event: R06
 Weather: Partly cloudy - Temp: 20.9C
 Track: Dry - Temp: 32.0C

Started at: 10:25:58
 Laps: 3
 Starters: 19
 Printed at: 16:54

PROVISIONAL LAP SHEET

No	Lap Time	Gap	No	Lap Time	Gap
Lap 1			48	2:11.369	.592
68	2:19.676		46	2:12.319	.619
46	2:19.677	.001	43	2:10.563	.838
13	2:19.715	.039	71	2:11.201	.849
74	2:19.750	.074	40	2:11.632	1.115
80	2:19.830	.154	88	2:11.804	3.267
7	2:19.895	.219	27	2:15.855	10.074
34	2:19.980	.304	66	2:16.938	10.213
72	2:20.131	.455	18	2:15.994	10.737
14	2:20.286	.610	99	2:17.111	13.649
48	2:20.600	.924	Lap 3		
41	2:20.747	1.071	13	2:11.038	
40	2:20.860	1.184	7	2:11.540	.082
71	2:21.025	1.349	34	2:11.211	.122
43	2:21.652	1.976	80	2:11.683	.168
88	2:22.840	3.164	68	2:11.704	.177
66	2:24.652	4.976	41	2:11.322	.204
27	2:25.596	5.920	14	2:11.845	.387
18	2:26.120	6.444	74	2:11.939	.391
99	2:27.915	8.239	72	2:12.127	.578
Lap 2			46	2:11.779	.849
72	2:11.246		48	2:11.853	.896
74	2:11.628	.001	71	2:11.667	.967
68	2:11.723	.022	43	2:11.735	1.024
80	2:11.581	.034	40	2:12.639	2.205
7	2:11.573	.091	88	2:15.015	6.733
14	2:11.182	.091	27	2:16.377	14.902
41	2:11.061	.431	66	2:16.285	14.949
34	2:11.857	.460	18	2:16.222	15.410
13	2:12.173	.511	99	2:17.053	19.153

The results are provisional until the end of the time limit for protests and appeals.

Scott Lain
 Chief Timekeeper - Scott Lain

Tom Williams
 Race Director - Tom Williams



www.computime.com.au
 COMPUTIME RACE TIMING SYSTEMS PTY LTD





Round 1 : February 25 - 27

Phillip Island GP Circuit



bLU cRU OCEANIA JUNIOR CUP

Race 2 - RE-START



ASBK.COM.AU f t i y

Date: 27/02/22
 Event: R06
 Weather: Partly cloudy - Temp: 20.9C
 Track: Dry - Temp: 32.0C

Started at: 10:25:58
 Laps: 3
 Starters: 19
 Printed at: 16:54

PROVISIONAL LAP CHART

Name	Grid	1	2	3	Name
M. HAMOD	12	22	72	13	M. HAMOD
R. LARKIN	68	46	74	7	S. DRANE
B. PAIGE	74	13	68	34	T. FLEMING
S. DRANE	7	74	80	80	C. RENDE
L. RUSSO	72	80	7	68	R. LARKIN
H. CORNEY	40	7	14	41	H. THOMPSON
C. RENDE	80	34	41	14	H. WATTS
H. WATTS	14	72	34	74	B. PAIGE
T. FLEMING	34	14	13	72	L. RUSSO
W. HUNT	46	48	48	46	W. HUNT
H. THOMPSON	41	41	46	48	V. KNEZOVIC
V. KNEZOVIC	48	40	43	71	J. WEAVER
J. WEAVER	71	71	71	43	J. PELGRAVE
J. PELGRAVE	43	43	40	40	H. CORNEY
A. CAMERON	88	88	88	88	A. CAMERON
E. ANDREW	18	66	27	27	T. JAMES
L. MOODY	66	27	66	66	L. MOODY
T. JAMES	27	18	18	18	E. ANDREW
N. FROST	99	99	99	99	N. FROST
A. CODEY	37				A. CODEY

The results are provisional until the end of the time limit for protests and appeals.

Scott Lain
 Chief Timekeeper - Scott Lain

Tom Williams
 Race Director - Tom Williams



www.computime.com.au
 COMPUTIME RACE TIMING SYSTEMS PTY LTD





Round 1 : February 25 - 27

Phillip Island GP Circuit



ASBK.COM.AU f t i y

bLU cRU OCEANIA JUNIOR CUP

Race 2 - RE-START

Date: 27/02/22
 Event: R06
 Weather: Partly cloudy - Temp: 20.9C
 Track: Dry - Temp: 32.0C

Started at: 10:25:58
 Laps: 3
 Starters: 19
 Printed at: 16:54

PROVISIONAL BEST PARTIAL TIMES

Pos	Split 1		Split 2		Split 3		Split 4		LAP		Ideal	Fastest
	Name	Time	Name	Time	Name	Time	Name	Time	Name			
1	W. HUNT	31.613	T. FLEMING	36.800	V. KNEZOVIC	24.560	H. CORNEY	35.624	B. PAIGE	2:10.224	2:11.628	
2	H. CORNEY	31.698	A. CAMERON	37.228	M. HAMOD	24.604	J. WEAVER	35.918	J. PELGRAVE	2:10.257	2:10.563	
3	J. PELGRAVE	31.700	H. WATTS	37.293	B. PAIGE	24.669	C. RENDE	35.989	M. HAMOD	2:10.262	2:11.038	
4	A. CAMERON	31.893	H. THOMPSON	37.305	R. LARKIN	24.715	B. PAIGE	36.062	H. CORNEY	2:10.271	2:11.632	
5	L. RUSSO	31.929	B. PAIGE	37.360	S. DRANE	24.745	J. PELGRAVE	36.150	T. FLEMING	2:10.293	2:11.211	
6	M. HAMOD	31.963	C. RENDE	37.494	H. THOMPSON	24.747	M. HAMOD	36.169	H. THOMPSON	2:10.524	2:11.061	
7	H. THOMPSON	31.982	M. HAMOD	37.526	H. WATTS	24.762	V. KNEZOVIC	36.198	R. LARKIN	2:10.593	2:11.704	
8	R. LARKIN	32.092	J. PELGRAVE	37.554	T. FLEMING	24.786	R. LARKIN	36.224	H. WATTS	2:10.680	2:11.182	
9	J. WEAVER	32.096	R. LARKIN	37.562	A. CAMERON	24.833	S. DRANE	36.322	C. RENDE	2:10.790	2:11.581	
10	B. PAIGE	32.133	L. RUSSO	37.638	J. PELGRAVE	24.853	T. FLEMING	36.369	L. RUSSO	2:10.806	2:11.246	
11	H. WATTS	32.138	S. DRANE	37.642	L. RUSSO	24.855	L. RUSSO	36.384	J. WEAVER	2:10.849	2:11.201	
12	V. KNEZOVIC	32.258	W. HUNT	37.805	J. WEAVER	24.856	H. WATTS	36.487	W. HUNT	2:10.944	2:11.779	
13	C. RENDE	32.289	J. WEAVER	37.979	H. CORNEY	24.900	H. THOMPSON	36.490	V. KNEZOVIC	2:11.044	2:11.369	
14	T. FLEMING	32.338	V. KNEZOVIC	38.028	C. RENDE	25.018	W. HUNT	36.503	S. DRANE	2:11.083	2:11.540	
15	S. DRANE	32.374	H. CORNEY	38.049	W. HUNT	25.023	A. CAMERON	37.517	A. CAMERON	2:11.471	2:11.804	
16	E. ANDREW	32.713	L. MOODY	38.673	L. MOODY	25.597	T. JAMES	37.712	L. MOODY	2:15.428	2:16.285	
17	N. FROST	32.823	T. JAMES	38.758	E. ANDREW	25.686	E. ANDREW	37.879	T. JAMES	2:15.456	2:15.855	
18	T. JAMES	32.857	E. ANDREW	39.295	N. FROST	26.112	N. FROST	38.043	E. ANDREW	2:15.573	2:15.994	
19	L. MOODY	32.934	N. FROST	39.779	T. JAMES	26.129	L. MOODY	38.224	N. FROST	2:16.757	2:17.053	

The results are provisional until the end of the time limit for protests and appeals.

Scott Lain
 Chief Timekeeper - Scott Lain

Tom Williams
 Race Director - Tom Williams



www.computime.com.au
 COMPUTIME RACE TIMING SYSTEMS PTY LTD





Round 1 : February 25 - 27

Phillip Island GP Circuit



bLU cRU OCEANIA JUNIOR CUP

Race 2 - RE-START



ASBK.COM.AU f t i y

Date: 27/02/22
Event: R06
Weather: Partly cloudy - Temp: 20.9C
Track: Dry - Temp: 32.0C


Started at: 10:25:58
Laps: 3
Starters: 19
Printed at: 16:54

PROVISIONAL RACE INFORMATION

Time	Description
10:05:15	Pit exit open - closes in 1:00
10:05:24	WARM UP LAP STARTED
10:06:16	PIT EXIT CLOSED
10:09:53	Event Start
10:13:21	NO JUMP STARTS
10:15:26	Rider 37 (Alexander CODEY) CRASHED TURN 2 - RIDER UP
10:17:46	Red Flag
10:18:08	RED FLAG - GEESE ON TRACK - TURN 8
10:18:12	Event Finish
10:23:42	3 LAP RACE / WARM UP LAP STARTED
10:25:34	START DELAYED
10:25:58	Event Start
10:29:01	NO JUMP STARTS
10:32:41	Chequered Flag
10:35:03	Event Finish
10:37:59	Pit exit open - closes in 3:00
10:38:08	SIGHTING LAP STARTED

The results are provisional until the end of the time limit for protests and appeals.


.....
Chief Timekeeper - Scott Lain


.....
Race Director - Tom Williams



www.computime.com.au
COMPUTIME RACE TIMING SYSTEMS PTY LTD

